

## FDI PISCATOR EQUITY PLUS

ISIN: ROFDIN0001R9

Decision no: 466/18.05.2011

Depository bank – BRD - Groupe Societe Generale S.A.

Please read the prospectus and Key Investor Information Documents carefully before investing. Fund documents are available free of charge at [www.atlas-am.en](http://www.atlas-am.en).

### S.A.I. ATLAS ASSET MANAGEMENT Headquarters:

7A Bucuresti - Ploiesti, 6th floor, District 1, ZIP Code 013682  
Bucharest, Romania

#### Shareholders

|                      |          |
|----------------------|----------|
| Liviu Stefan Arnautu | 59,7472% |
| Anca Raluca Balaci   | 32,9670% |
| Other shareholders   | 7,2858%  |

#### Board Members

##### Dragos Balaci

11 years experience in several bank Treasury departments (last 5 years Manager of the Trading department): Eximbank, Bancpost and RBS Romania. Since 2009 active on the capital market as General Manager of S.A.I. Atlas Asset Management.

##### Liviu Stefan Arnautu

9 years experience in several bank Treasury departments (last 3 years Treasury Manager): Emporiki Bank Romania (Credit Agricole). 5 years active on the capital market as General Manager of S.S.I.F. IEBATRUST SA and since 2011 President of the Board of S.A.I. Atlas Asset Management.

##### Petre Terzi

20 years experience in financial markets. Vicepresident and founder member EXIMBANK between 1991-1996, member of Board of Directors EXIMBANK 1991-2001.

Vicepresident CEC and member Board of Directors Credit Office 2001-2005.

## Open-end Investment Fund PISCATOR EQUITY PLUS

Data as of 31.08.2023

Assets under Management: 1.493.940,1395 RON  
NAV: 220,6305 RON

The Fund's objective is to mobilize the financial resources attracted from natural or legal entities, investing maximum 85% of the portfolio in shares traded on the Bucharest Stock Exchange and on other Romanian regulated markets, but also in government securities (max 50% of assets) or bank deposits (max 50% of assets).

The Fund addresses natural and legal entities who want to obtain high yields and who are willing to take a high investment risk specific to stock exchange investments.

Performance is calculated in RON. Minimum initial investment value is RON 5.000.

|                          | Inception date | Currency | Degree of risk | Recommended investment | VaR* August | Sharpe ratio** 2023 |
|--------------------------|----------------|----------|----------------|------------------------|-------------|---------------------|
| FDI Piscator Equity Plus | May 2011       | RON      | medium         | 24 months              | 1.87%       | 0.85                |

\*VaR measures the amount of potential loss that could happen over a given period of time with a certain degree of confidence (95%).

\*\*Sharpe ratio measures the excess return per unit of volatility compared to the risk free rate. At current date, the risk free rate considered is the 2Y German Bund (Source: Investing.com).

|                          | Performance (%) |       |        |        |        |        | Since inception* |
|--------------------------|-----------------|-------|--------|--------|--------|--------|------------------|
|                          | 1M              | 3M    | 6M     | 12M    | 24M    | 36M    |                  |
| FDI Piscator Equity Plus | -1.23%          | 3.84% | 10.66% | 11.23% | 18.15% | 35.47% | 120.63%          |
| BET                      | 0.22%           | 8.40% | 7.68%  | 9.94%  | 8.86%  | 47.34% | 143.75%          |
| BET-XT                   | 0.02%           | 6.98% | 6.57%  | 7.96%  | 6.63%  | 40.54% | 127.22%          |

|                           | Performance (%) |         |        |        |        |        |        |
|---------------------------|-----------------|---------|--------|--------|--------|--------|--------|
|                           | YTD             | 2022    | 2021   | 2020   | 2019   | 2018   | 2017   |
| FDI Piscator Equity Plus* | 13.06%          | -2.36%  | 22.97% | -2.31% | 23.44% | -5.08% | 24.85% |
| BET                       | 13.66%          | -10.70% | 33.20% | -1.72% | 35.13% | -4.77% | 9.44%  |
| BET-XT                    | 12.25%          | -10.85% | 31.08% | -4.73% | 34.45% | -7.62% | 14.48% |

\*Fund inception date May 2011

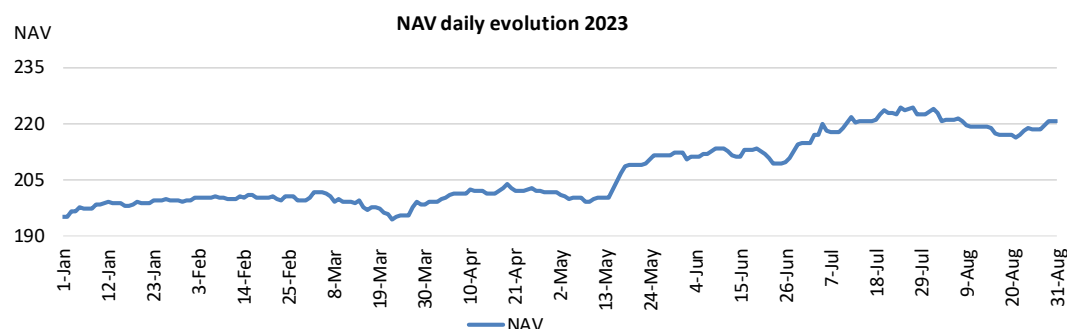
Past performance of the Fund is no guarantee of future results.

#### Fees:

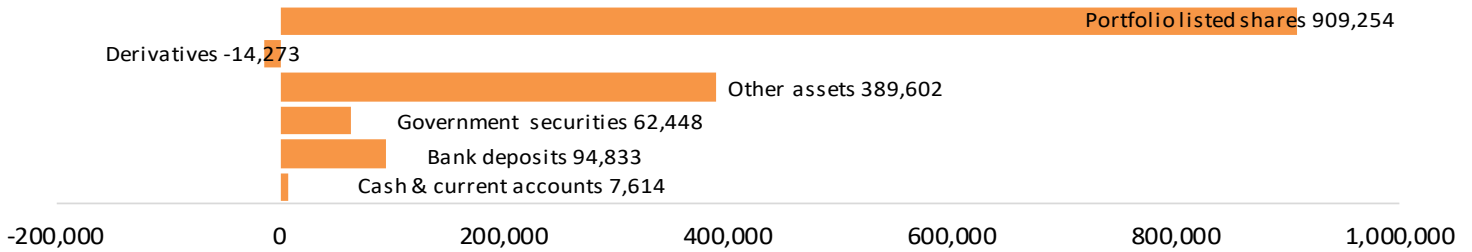
Management fee min 0,10% and max 0,50% per month (0,14% currently; fee included in the NAV).

Subscription fee: 0,00%.

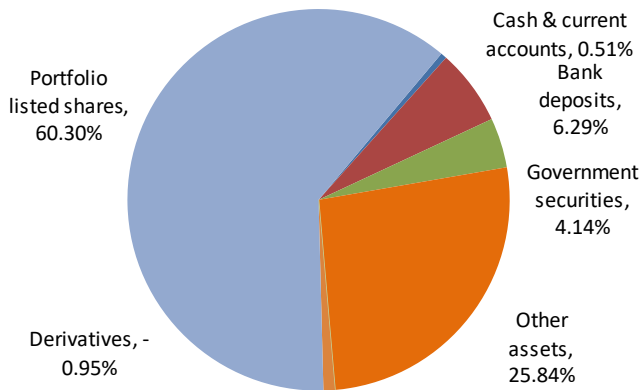
Redemption fee: 0,00%



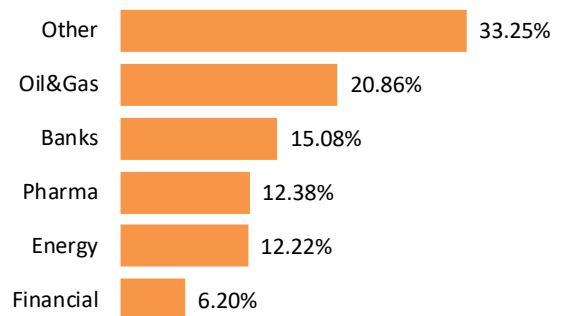
## Assets Breakdown (RON)



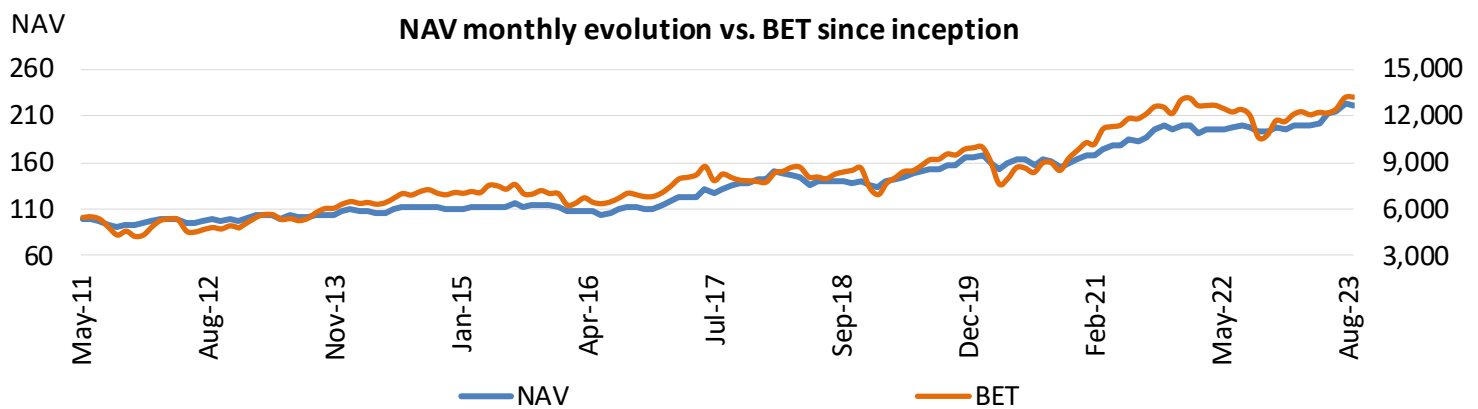
## Assets Breakdown



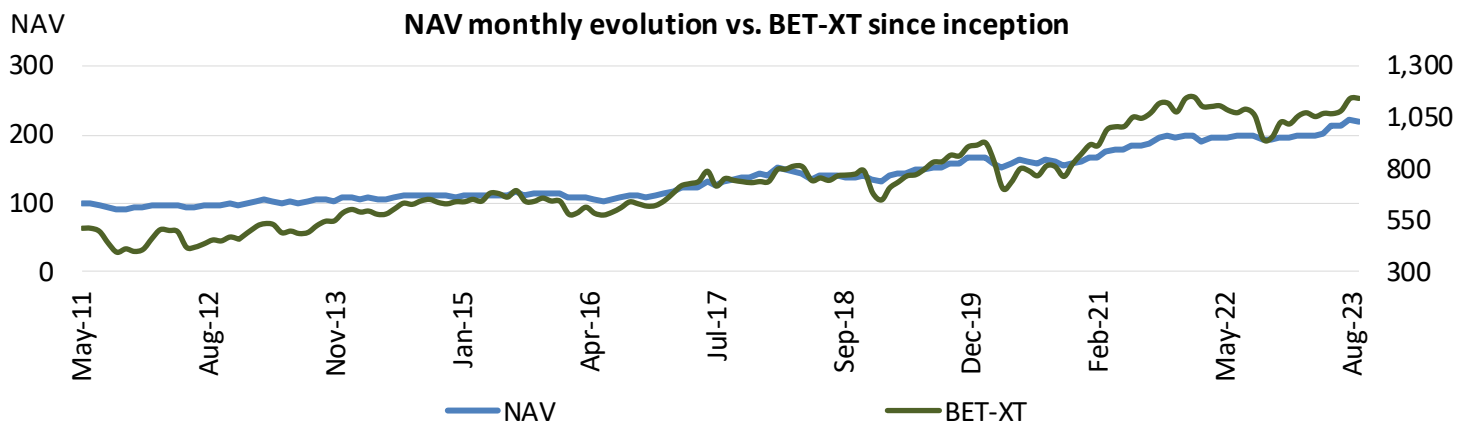
## Portfolio Breakdown by Sector



## NAV monthly evolution vs. BET since inception



## NAV monthly evolution vs. BET-XT since inception



Source: S.A.I. Atlas Asset Management ([www.atlas-am.en](http://www.atlas-am.en)), Bursa de Valori Bucuresti ([www.bvb.ro](http://www.bvb.ro)).



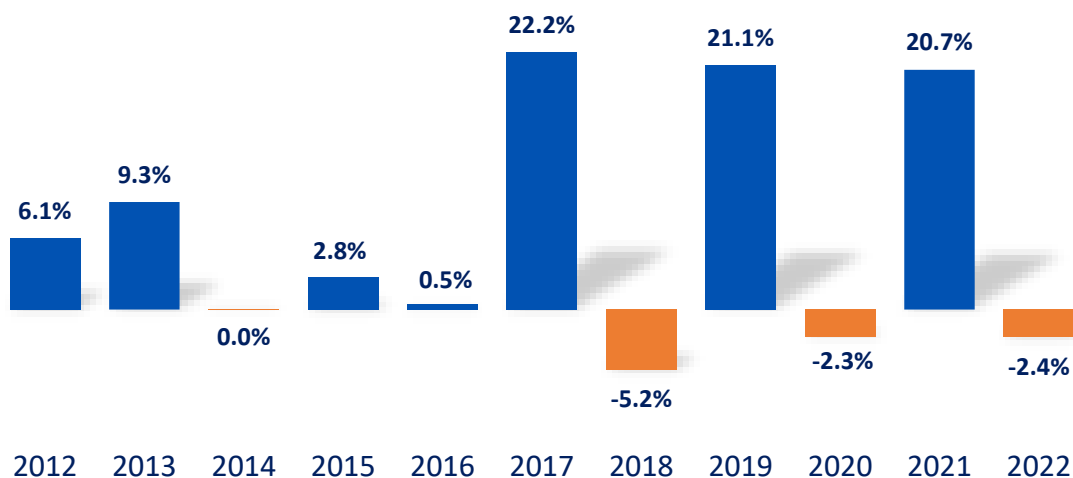
S.A.I. ATLAS ASSET MANAGEMENT S.A.

7A Bucuresti - Ploiesti, 6th floor, District 1, ZIP Code 013682, Bucharest, Romania

Phone: 0213.617.821, 0371.306.540 Fax: 0213.617.822

[contact@atlas-am.ro](mailto:contact@atlas-am.ro)

## FDI PISCATOR EQUITY PLUS



*This graph shows the fund's performance as a loss or gain expressed as percentage per year over the past 10 years. Past performance is not a reliable indicator of future performance. Markets could evolve very differently in the future. It is useful to assess how the fund was managed in the past. Performance is presented after deduction of current expenses. Entry and exit fees are excluded from the calculation of the fund performance.*

Fund managed by **S.A.I. ATLAS ASSET MANAGEMENT S.A.** authorized by the Financial Supervisory Authority through Decision no. 607/14.04.2009, registered with the FSA Public Register no PJRO5SAIR/400030 and with FSA Public Register in section „ Alternative Investment Funds Asset Managers” no PJR07.1AFIAA/400006.

### **S.A.I. ATLAS ASSET MANAGEMENT S.A.**

Soseaua Bucuresti – Ploiesti nr. 7A, Et. 6, Sector 1, Bucuresti, Romania, Cod postal 013682  
 Tel: 0213.617.821, 0371.306.540 Fax: 0213.617.822

[contact@atlas-am.ro](mailto:contact@atlas-am.ro)

### **Please read carefully the following information:**

Past performance of the Fund is no guarantee of future results.

Please read the Prospectus and Key Investor Information Documents, referred to in art. 98 of O.U.G. no. 32/2012, before investing in this Fund. The Prospectus and Key Investor Information Documents, the annual report and half-year report are available free of charge at [www.atlas-am.en](http://www.atlas-am.en), and at our headquarters.

The information contained in this document have been prepared solely for information purposes and is not an offer, in particular a prospectus or an invitation to negotiate, to buy or sell a security or to participate in any trading strategy. Nor is a personalized advice on investments and any tax or legal advice. No rights can be acquired based on the information in this document.

The information contained in this publication are the property of S.A.I. ATLAS ASSET MANAGEMENT S.A., being forbidden copying, reproduction, distribution or transmission in any form to other person without our prior written consent.



**S.A.I. ATLAS ASSET MANAGEMENT S.A.**

7A Bucuresti - Ploiesti, 6th floor, District 1, ZIP Code 013682, Bucharest, Romania

Phone: 0213.617.821, 0371.306.540 Fax: 0213.617.822

[contact@atlas-am.ro](mailto:contact@atlas-am.ro)